

# Coach Registration Process



<https://registration.nationalcybercup.org/>



- Complete all fields
- Accept the terms and conditions
- Click **'Submit'**

**Coach Registration**

**Personal Info**

First Name

Last Name

**School/Organization**

Organization/School Name

City

State

District

Organization Zip Code

Is the school a Title I school?

**Login Credentials**

Email

Confirm Email

Password

Confirm Password

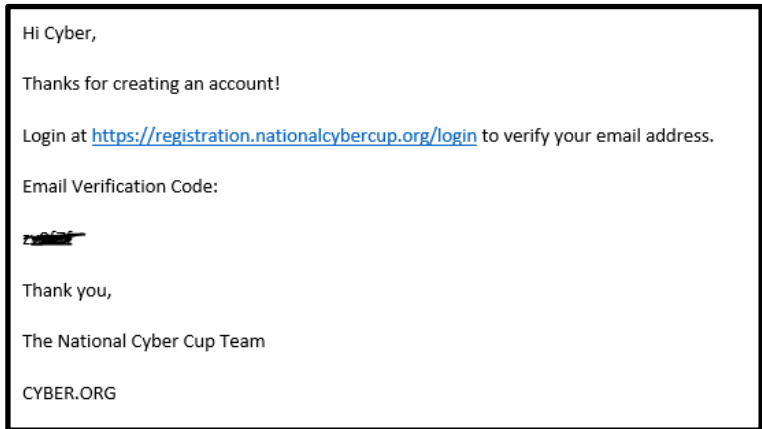
I agree to the terms of use and privacy policy.

## Coach Registration Process

- Successful registration
- Check inbox of the email address you registered with to verify.



- You will see this email message.
- Take note of the email verification code.



- Return to the login page and log in using your credentials.




## Coach Registration Process

- You will be prompted to enter your verification code.



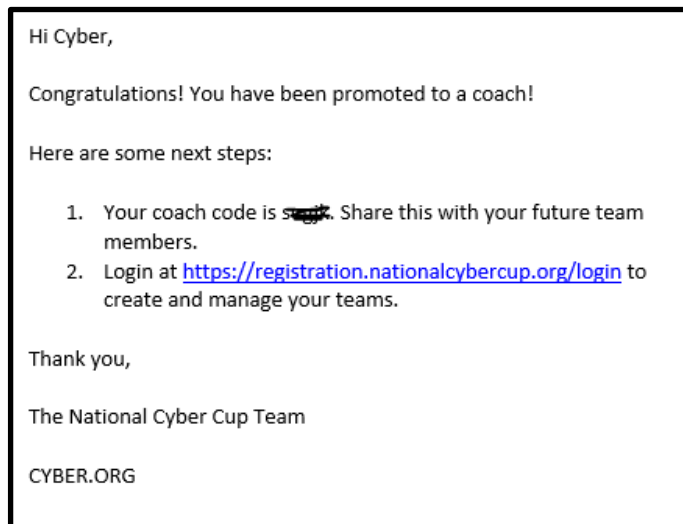
The screenshot shows the National Cyber Cup logo at the top, which includes a gold trophy and the text "NATIONAL CYBER CUP BY CYBER.ORG". Below the logo is the heading "Verify Your Email". Underneath, there is a label "Verification Code" and a text input field with the placeholder text "Check your email for the code".

- This message will appear indicating that your email has been verified.
- It will take 24-48 hours for your account to be approved.



The screenshot shows the top navigation bar of the CYBER.ORG website. It includes the logo "CYBER.ORG" with the tagline "THE ACADEMIC NETWORK OF THE CYBER-INNOVATION CENTER", the user name "Hi, Cyber", a moon icon, and a "Logout" button. Below the navigation bar is a breadcrumb trail "Home / Coach Dashboard" and the main heading "Coach Dashboard". The main content area contains the text: "Looks like we haven't approved your application yet. It usually take 24-48 from the time you applied. You will get an email upon approval."

- You will receive an email notification when your account is approved.



The screenshot shows an email notification with the following content:

Hi Cyber,

Congratulations! You have been promoted to a coach!

Here are some next steps:

1. Your coach code is ~~xxxx~~. Share this with your future team members.
2. Login at <https://registration.nationalcybercup.org/login> to create and manage your teams.

Thank you,

The National Cyber Cup Team

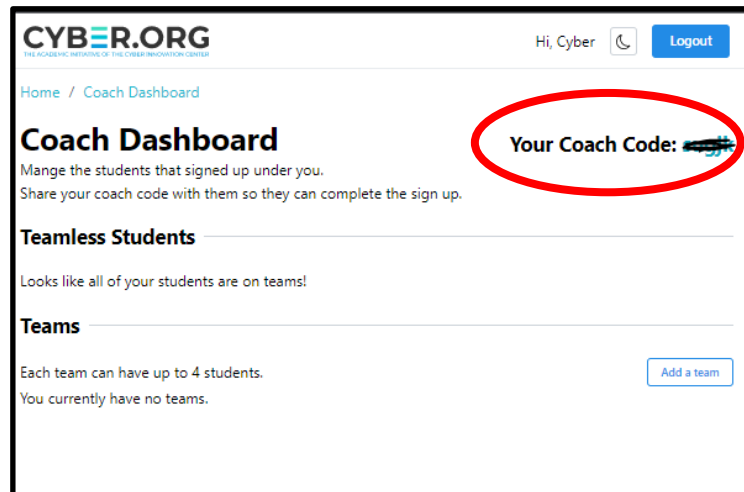
CYBER.ORG

## Coach Registration Process

- When your account is approved, you can return to the login page and login with your credentials.



- When you login for the first time, you will see your Coach Dashboard.
- Your Coach Code is in the upper right corner. Parents will need this code to complete registration for their student.
- When parents register students, you will be able to “view students” and add them to a team.



- When you create a team, they will automatically be named.
- You will view student info and a generated username and password for the competition.

