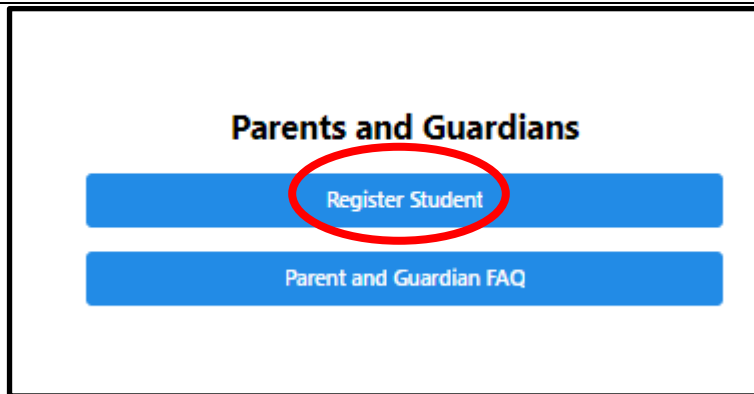




<https://registration.nationalcybercup.org/>

Parents will need the Coach's Code (given to you by the coach) to complete registration.



- There are 4 parts to the student registration process.



- Part 1 of 4
- Enter Parent/Guardian first name, last name, and Email address.
- Click '**Send Verification Email**'.
- A notification, to check your email, will appear in the bottom right corner.

- You will receive the following email with your verification code needed to complete the registration process.

Hi,

The email verification code you requested is ~~230875~~

If you did not request this code, you can ignore this email.

Before completing the registration process, you may want to familiarize yourself with [our privacy policy](#).

By completing the registration process and giving permission, you agree to CYBER.ORG's collection, use, and disclosure of information as set forth below* and in our Privacy Policy. If you ever have questions about this or want to remove this consent, just send an email to apps@cyber.org.

Please note that if the parent/guardian does not provide consent within a reasonable time from the date the notice was sent, the parent/guardian's online contact information will be deleted by our administrators.

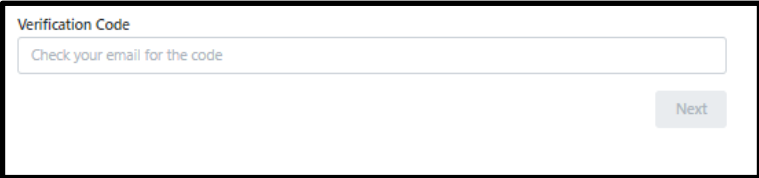

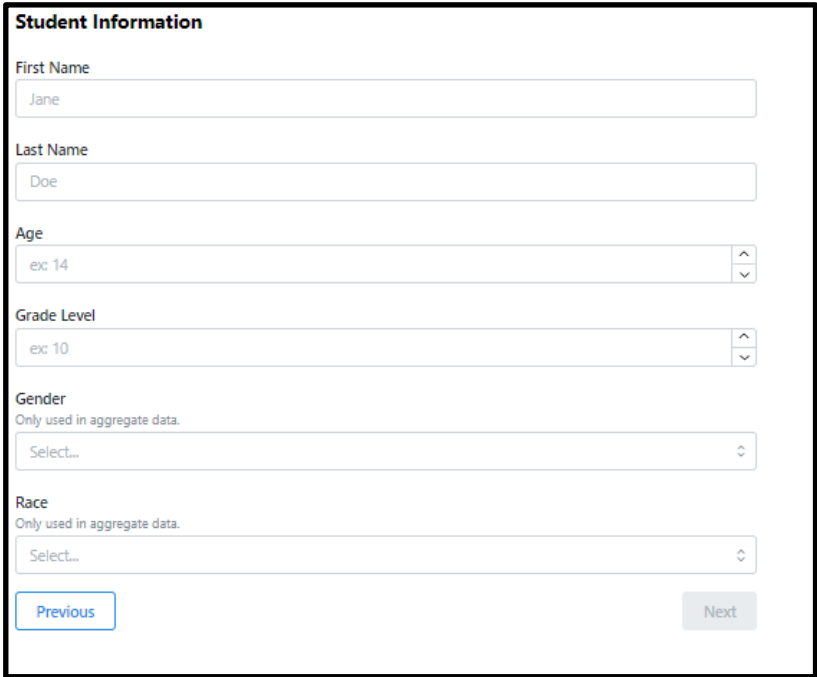
Here is a quick summary of the information we collect:

- Student's first and last name
- The age of the student
- The student's race/ethnicity (only used in aggregate data)
- The student's gender (only used in aggregate data)
- The school the student attends.
- The ip address of the device on which the student accesses the CTF platform.
- The parent/gaurdian's email address.

Thank you,

The National Cyber Cup Team

CYBER.ORG

<ul style="list-style-type: none">• Return to the registration page and enter your verification code at the bottom.• Click “Next”.	
<ul style="list-style-type: none">• Use the drop down to select the school.• Enter the Coach Code given to you by the coach.• Click “next”	
<ul style="list-style-type: none">• Part 2 of 4• Parent/Guardian needs to complete registration information for the student.• Click “Next”	

- Part 3 of 4
- Review student information.
- Click confirmation box.
- Type in parent name on signature line as it is shown.
- Click on **“Submit”**

The screenshot shows a 'Review and Submit' form with three main sections: Parent/Guardian Information, School Information, and Student Information. Each section contains pre-filled fields for 'Jane Doe' and 'CYBER.ORG School'. At the bottom, there is a signature line with 'Jane Doe' and two buttons: 'Previous' and 'Submit'.

- Part 4 of 4
- Registration successful!
- The students name will now appear in the coach's dashboard.

